

**WELCOME
TO CHEM!**

Rivera Early College High School

Chem

"DON'T TELL ME THE SKY'S THE LIMIT WHEN THERE ARE FOOTPRINTS IN THE MOON" -PAUL BRANDT

COURSE DESCRIPTION

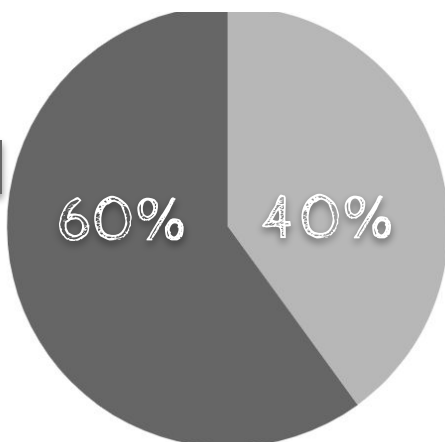
In Chemistry, you all will conduct laboratory and field investigations, use scientific methods during investigations, and make informed decisions using critical thinking and scientific problem solving.

GRADES

Major Projects/Test 60%

Quiz/Minor Projects 40%

*Grades will be posted bi-weekly



EXPECTATIONS

RESPECT

Yourself, your classmates, and your environment

RAISE

Your hand, your convenience and your expectations

FOLLOW

Class lab procedures, directions, and school policies

CLASSROOM PROCEDURES

Start of Class

Be on Time
Bell Ringer
Read the announcements and follow instructions

During Class


Listen to instructions
Manage your time
Do not be distracted
Ask questions

End of class

Clean up last 3 min
Complete exit ticket
Stay seated
Take work home if needed.

CLASS MATERIALS

Pencils
Eraser
3 Sub. Notebook
Mesh backpack
Glue Stick






Tentative Schedule

Fall Semester		Spring Semester	
1. Lab Safety	6. The Atom	1. Balancing Equations	6. The Mole
2. Scientific Notation	7. Periodic Table Trends	2. Chemical Reactions	7. Stoich Equations
3. Significant Figures	8. Electron Configuration	3. Calculating Molar Mass	8. Limiting Reagents
4. Density	9. Electromag Spectrum	4. Calculating Percent Yield	9. Solving Gas Laws
5. Matter	10. Bonds	5. Calculating Empirical & Molecular Formula	10. Calculating pH

Class Book

Chemistry by: Houghton, Mifflin, and Harcourt - The textbook is only available online at <https://my.hrw.com>. You will be using the username and password provided in the class website



During Labs

This class will be conducted in a laboratory setting. Lab safety rules in addition to our class policies and procedures must be followed at all times. Failure to conduct oneself in a safe and respectful manner will result in immediate and appropriate consequences in accordance to **BISD Student Handbook**.


After School Tutorial

Tutorials will be held after school for any needed help. Any makeup work, retests, tests, and/or extra credit will be completed after school with the assigned teacher. Remember to bring all needed materials to the tutorial session. Tutorials will be held from 4:30 pm to 5:30 pm on specified days for each class.




Projects/Activities

Many of the assignments and projects in this class will be worked on within a group. You are expected to do your share of the work. If 1 or other group members observe that you are not doing your share, you may be removed from your group and required to do the project by yourself – this is only fair for those that are really doing the work.



ABSENT

Core classes such as *Chemistry* are designed to prepare you for life after high school. Regardless of your plans afterwards, responsibility is a **MUST!** Completing assignments by the selected due date is one way of being a responsible student and meeting my expectations. It is your duty to identify assignments that need to be made-up. All class assignments and handouts are available to pick up in class. You must make arrangements to make-up any missed labs, quizzes, and tests. Assignments, homework and test previously mentioned due upon return.



ASSIGNMENTS & LATE ASSIGNMENTS

Assignments turned in after the due date will not receive full credit. It is **YOUR** responsibility to obtain, complete, and turn in any assignment regardless of the reason for the absence. You have 1 week after the original due date to turn in any late work. No assignments will be accepted after the 5th day! Emergencies and extended absences will be dealt with on a case by case basis.

Midterm & Final Exams

A **Midterm Exam** will be administered at the end of the first semester while a **Final Exam** at the end of the second semester. **Each exam counts as a six weeks grade.** Therefore, it is imperative that you study and take these exams seriously. Failure to pass one of these exams can result in failing the course! **If you maintain a 90+ average on every 6wks, you will be given 70 points in the Midterm/Final Exam.**

Cheating

Includes copying, claiming someone else's work as yours, or any other form of **PLAGIARISM** is not allowed. **Anyone** found to have engaged in academic dishonesty will be subject to **loss of credit** for the work in question, according to the Student Code of Conduct and current grading procedures of BISD.

Retests

Retests must be completed within 5 days after the test was administered during **AFTER SCHOOL TUTORIAL ONLY.** The **maximum** score possible for late work and retests is a 70


CELL PHONE POLICY:

You can only use your electronic device during for certain reasons **ONLY!** Student who break the rules will be warned first. The second time they will lose cell phone privileges for a week and will be asked to turn in their cell phones when they arrive to class each day.



RESTROOM


The restroom privilege should be used responsibly. No one will be allowed to leave during the first or last 10 minutes of class in accordance with our school rules. You must ask permission and take the pass with you whenever you leave the room. **Be quick!!! If you abuse it...you lose it!!!**



Contact Information

Email: olopez2@bisd.us

School Phone: 956-698-1709



Class Applications/Platforms

Microsoft Teams - Username: ID@stu.bisd.us

(Ex: 123456@stu.bisd.us)

Password: The same one used to login to school computers.

Edgenuity - Username: studentid@bisdus.onmicrosoft.com

(ex: 12345678@bisdus.onmicrosoft.com)

Password = studentid#

Flipgrid- Username: studentid@bisdus.onmicrosoft.com

(ex: 12345678@bisdus.onmicrosoft.com)

Password = studentid#

Online Book - Username: scientist123

Password : 123456



Useful Links

[Khan Academy](#)

[Brightstorm](#)

[Rivera Website](#)

Digital Signature Acknowledgement

Click on the links below to acknowledge that you have read and understood the classroom expectation and course policies. Fill out the Syllabus Agreement, Emergency Medical Card, and Safety Contract.

[Syllabus Agreement](#)

[Emergency Card](#)

[Safety Contract](#)

